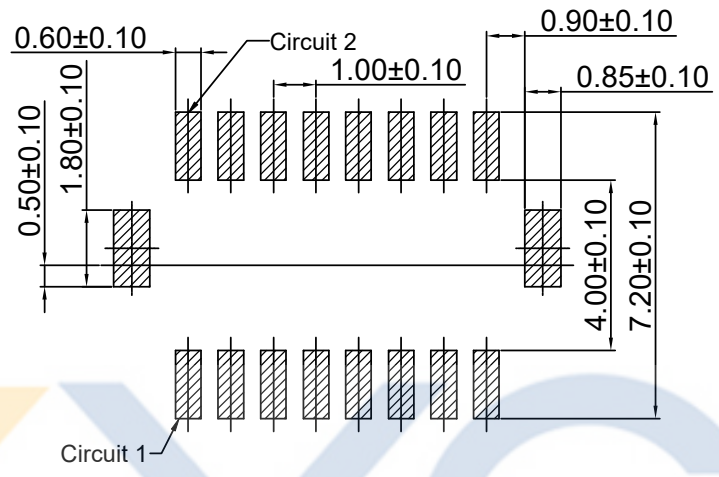
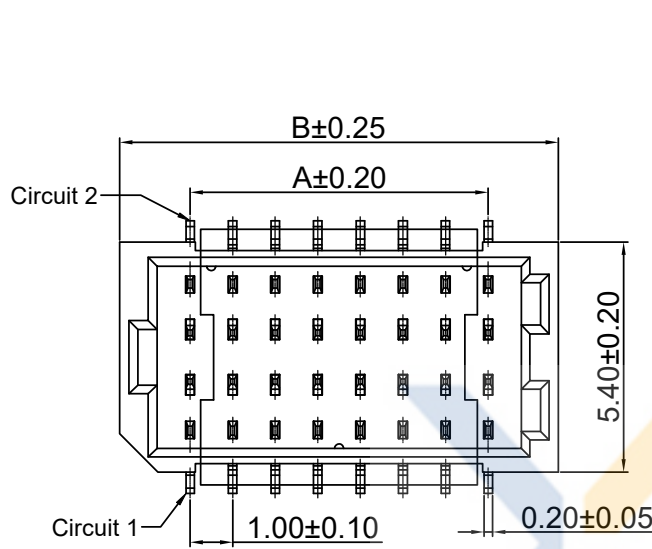
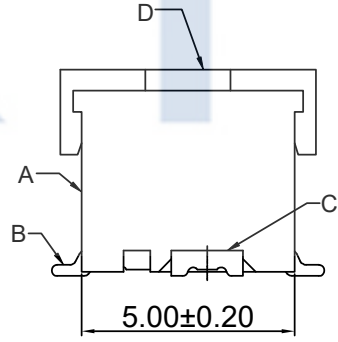
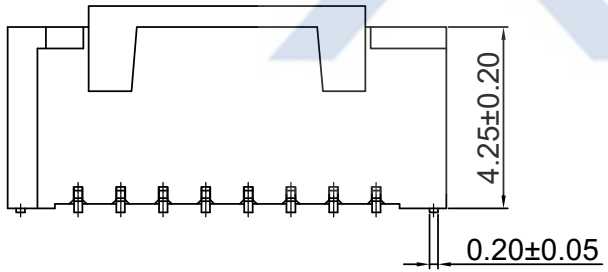


DRAWING FOR CUSTOMER



Recommended PCB Layout
PCB TOLERANCE ±0.05



- SPEC.:
- Rated Voltage: 50V AC,DC
 - Rated Current: 1A AC,DC
 - Withstand Voltage: 500V AC/minute
 - Contact Resistance: 20mΩ max
 - Insulation Resistance: 100MΩ min
 - Temperature Range: -25°C~+85°C

- Material:
- Insulator(A):P3-PA6T UL94V-0
C1-LCP UL94V-0
Color: BGE-Beige
 - Contact Pin(B):Phosphor Bronze
Finish:Gold flash,over Nickel
 - Solder Tab(C):Phosphor Bronze
Finish:Gold flash,over Nickel
 - CAP(D): C1-LCP UL94V-0

KB901-D XX X S V G 5 A -XX-BGE

Double row
Pin No.

T:TUBE 管裝
R:REEL 卷裝
P:PE 袋裝

D:DIP
S: SMT

Color
Material
Version
Mold No.
G:Gold flash Plated
S: Sn-Plated
R:Right Angle
V:Vertical

Poles	Dimensions (mm)	
	A	B
2X06	5.0	8.30
2X08	7.0	10.30
2X09	8.0	11.30
2X10	9.0	12.30
2X15	14.0	17.30
2X20	19.0	22.30
2X25	24.00	27.30

XYCO 东莞市轩业电子科技有限公司
TEL: 0769-8297 9981/2/3 <http://www.XYCO.com.cn>

DATE 日期	VER 版本	CHANGE HISTORY 變更歷史	CHANGED NAME 修改後料號	DRAWING 變更者	TOLERANCE 公差	DRAWING 設計者	Devin	KB901-DXXXXSVG5A-XX-BGE
2019-12-09	A		KB901-DXXXXSVG5A-XX-BGE	Devin	.X=±0.30 .XX=±0.20 .XXX=±0.10	CHECKED 審查	Thomas	PART NO. 料號
						APPROVED 核准	William	DWG NO. 圖號
								PE2108006A

UNIT 單位	mm	PRODUCT NAME 產品名稱
		SHDR PH1.00mm Wire To Board SMT Vertical Wafer