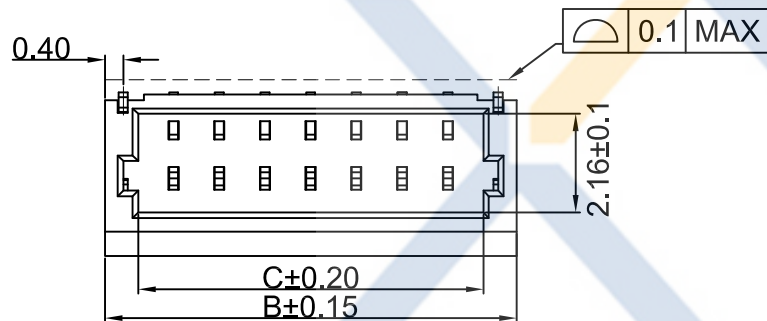
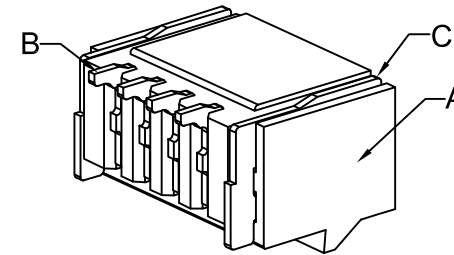
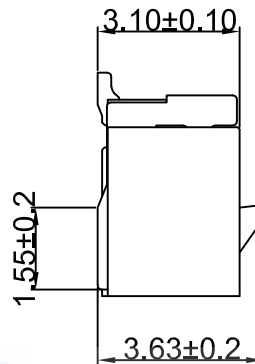
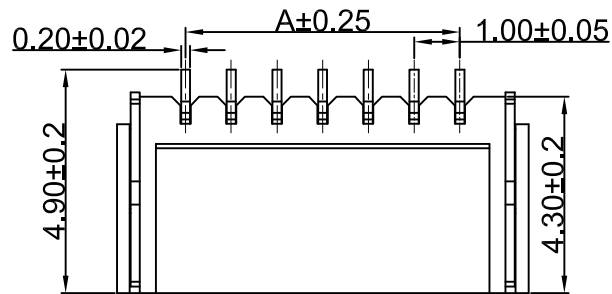


# DRAWING FOR CUSTOMER



■SPEC.:

- Rated Voltage: 50V AC,DC
- Rated Current: 1.0A
- Withstand Voltage: 500V AC/minute
- Contact Resistance: 20mΩ max
- Insulation Resistance: 100MΩ min
- Temperature Range: -25°C~+105°C

■Material:

- Insulator(A): LCP UL94V-0
- Contact PIN(B): Phosphor Bronze  
Finish:Matted Sn-Plated,over Nickel
- Solder Tab(C):Phosphor Bronze  
Finish:Matted Sn-Plated,over Nickel

KB901-XX L X S R 6 A

Pin No.

Lock

T:TUBE 管裝  
R:REEL 卷裝  
P:PE 袋裝

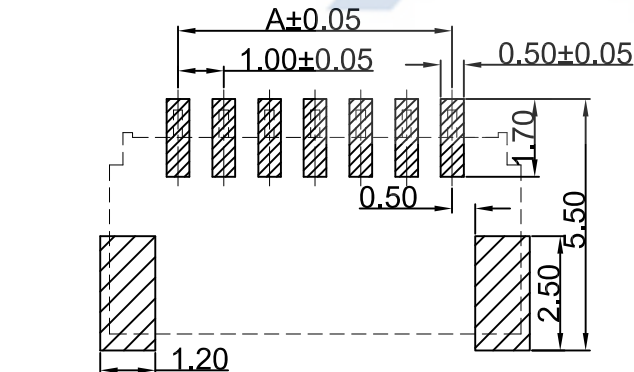
Version

Mold No.

R:Right Angle  
V:Vertical

D:DIP  
S: SMT

| Poles | Dimensions (mm) |       |       |
|-------|-----------------|-------|-------|
|       | A               | B     | C     |
| 02    | 1.00            | 4.00  | 2.45  |
| 03    | 2.00            | 5.00  | 3.45  |
| 04    | 3.00            | 6.00  | 4.45  |
| 05    | 4.00            | 7.00  | 5.45  |
| 06    | 5.00            | 8.00  | 6.45  |
| 07    | 6.00            | 9.00  | 7.45  |
| 08    | 7.00            | 10.00 | 8.45  |
| 09    | 8.00            | 11.00 | 9.45  |
| 10    | 9.00            | 12.00 | 10.45 |
| 11    | 10.00           | 13.00 | 11.45 |
| 12    | 11.00           | 14.00 | 12.45 |
| 13    | 12.00           | 15.00 | 13.45 |
| 14    | 13.00           | 16.00 | 14.45 |
| 15    | 14.00           | 17.00 | 15.45 |
| 16    | 15.00           | 18.00 | 16.45 |
| 20    | 19.00           | 22.00 | 20.45 |



Recommend PCB Layout

**XYCO** 东莞市轩业电子科技有限公司  
TEL: 0769-8297 9981/2/3 http://www.XYCO.com.cn

|            |           |                       |                        |                |       |                 |                                  |               |                |             |            |  |                      |  |
|------------|-----------|-----------------------|------------------------|----------------|-------|-----------------|----------------------------------|---------------|----------------|-------------|------------|--|----------------------|--|
| 2013-03-07 |           | A                     | CHANGE HISTORY<br>變更歷史 | KB901-XXLXSR6A | Devin | TOLERANCE<br>公差 | DRAWING<br>設計者                   | Devin         | KB901-XXLXSR6A |             | UNIT<br>單位 |  | PRODUCT NAME<br>產品名稱 | SH1.0mm Wire To Board<br>SMT Right Angle Wafer With Lock |
| DATE<br>日期 | VER<br>版本 | CHANGED NAME<br>修改後料號 |                        |                |       | DRAWING<br>變更者  | .X±0.30<br>.XX±0.20<br>.XXX±0.10 | CHECKED<br>審查 | Thomas         | PART NO. 料號 | mm         |  |                      |  |
|            |           |                       |                        |                |       | APPROVED<br>核准  | William                          | DWG NO.<br>圖號 | PE2005003A     |             |            |  |                      |  |